

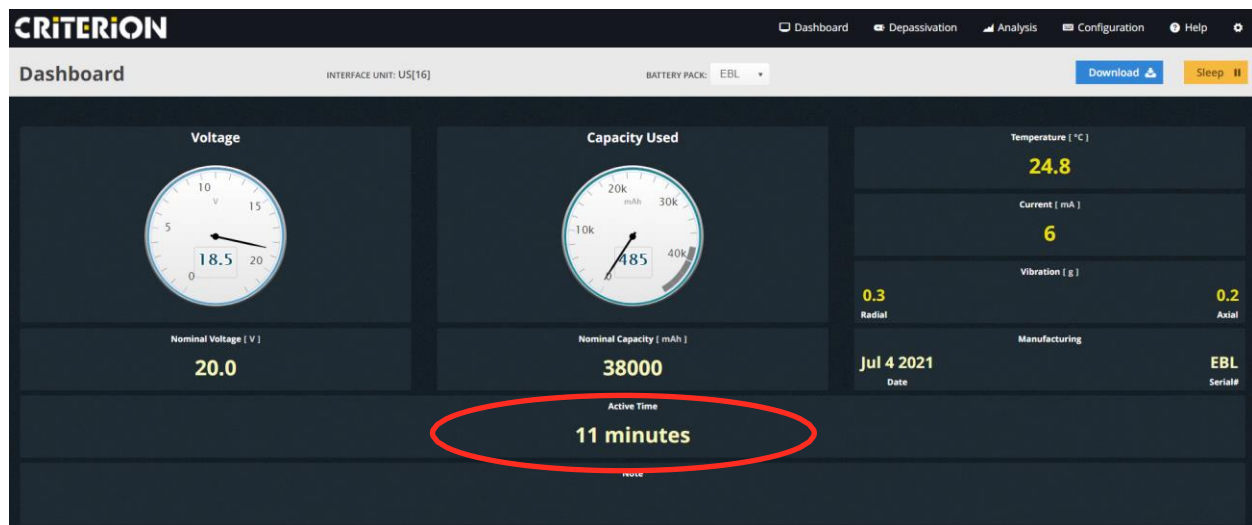


Criterion 4.2 Feature List

The following list of features are a compilation of recent updates to the Criterion 4 and the companion Criterion App. This feature list is current as of version 4.2.x.x

New Dashboard Layout

Dashboard includes Active Time indicator that displays gauge's total active time. Active Time will not be displayed if gauge active time is less than 1 minute or if gauge time has not been updated since boot.

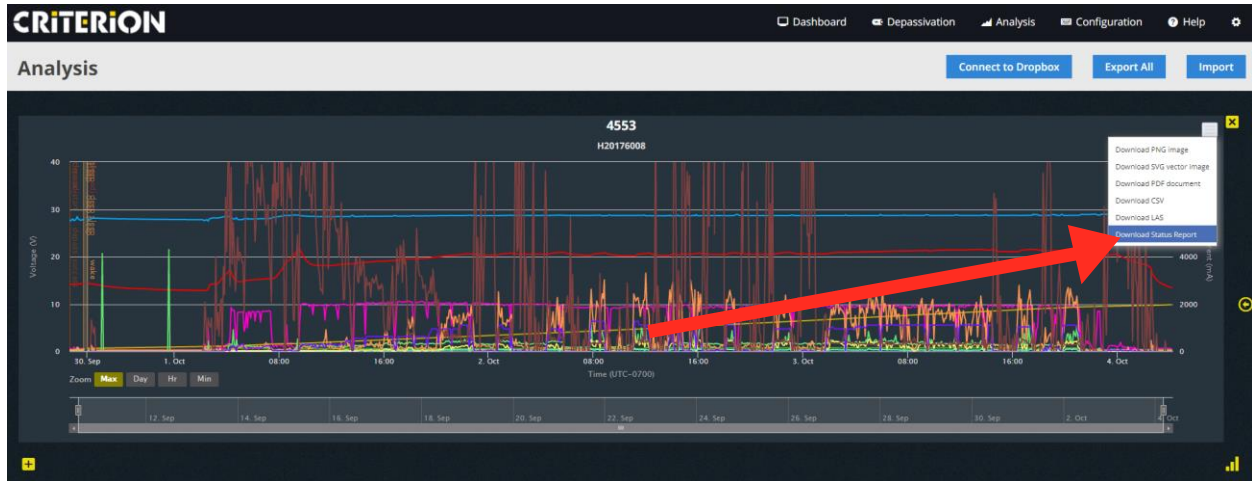


Gauge Mismatch Notification

Upon connect, when there is a significant difference in the IFU voltage and the gauge voltage, the app will notify the user of the occurrence of a possible short circuit or disconnect between the gauge and the IFU.

Printable Status Report

The graphs shown in the Analysis tab can now print out a status report. Click on the op-tion when a graph is open in the Analysis Tab:



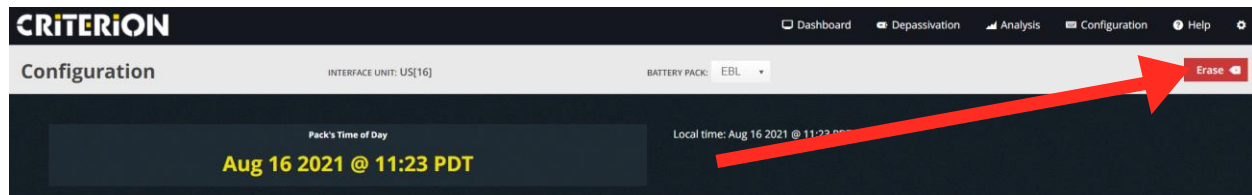
The status report will be saved on your computer as in PDF format. The following example shows a sample status report.

Date Last Used	Dec 12 2018
Last Depassivation Date	Mar 19 1970 @ 19:44 PST
Active Time	5 days 7 hours 56 minutes
Serial Number	18220059
Capacity Used	36547mAh
Peak Temperature	54C
Peak Radial Shock	85.31g
Peak Axial Shock	25.34g

Memory Erase & Updated Event Log


The Configuration tab now includes a memory erase button that wipes event log and data log data but keeps historic minimum and maximum data points as well as scaling variables for each category. The following example shows the erase button in the Configuration tab.

NOTE: The erase function is being supported in gauge firmware **R518** and later.




The memory erase feature displays different screens showing the user the status of the erase process. The following examples show the erase screens in each status.

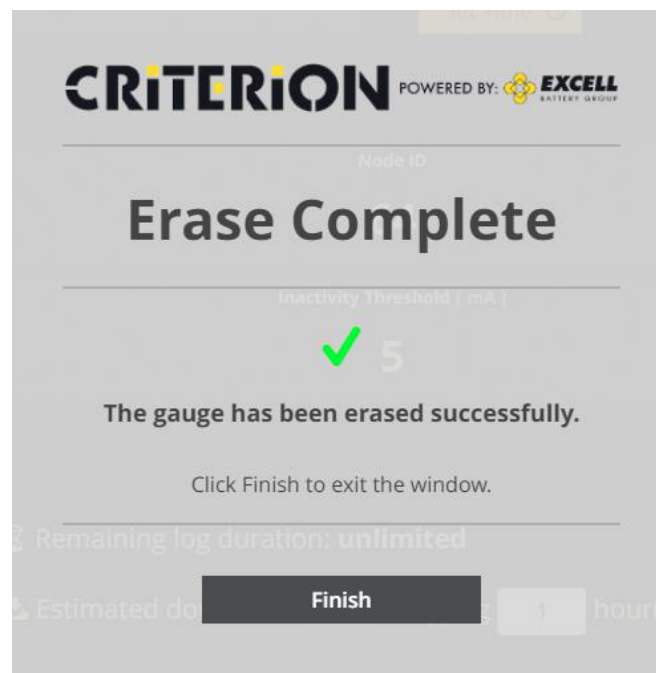
A warning window will appear to download and save the gauge data before proceeding.



After saving, the erase in progress window will show and the erase process will begin.



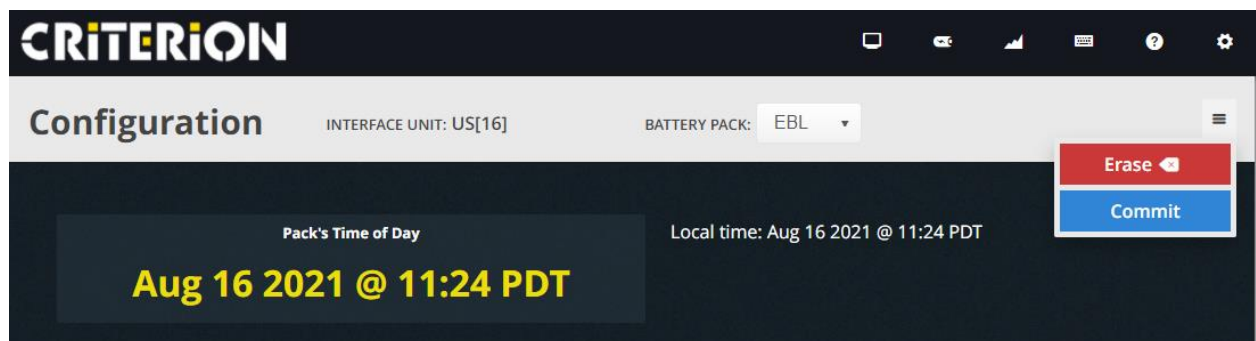
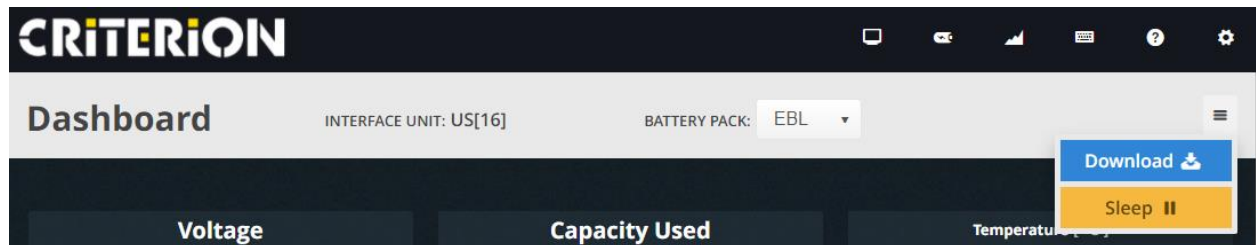
The erase complete window will appear when the gauge is successfully erased.



Menu Buttons for Smaller Screens

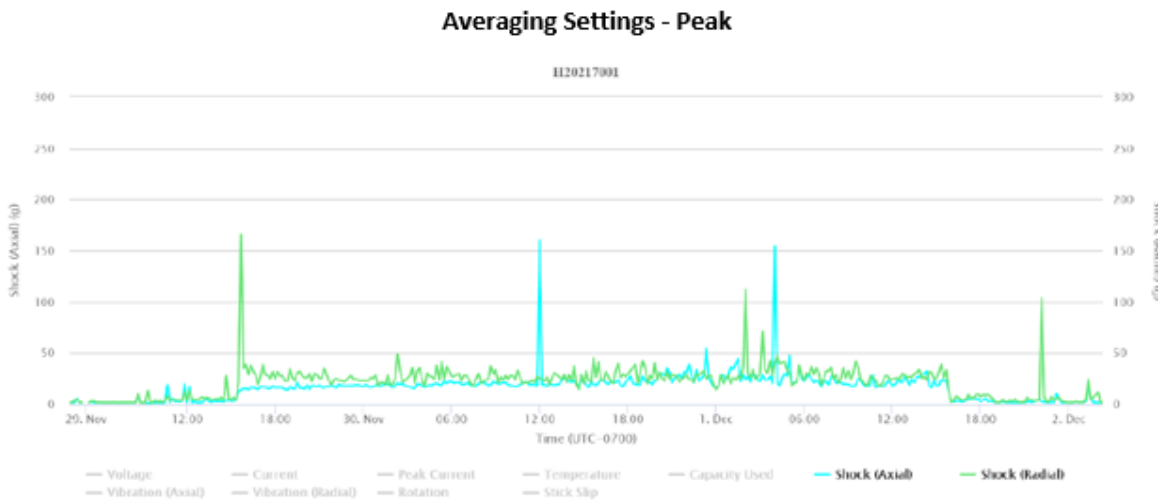
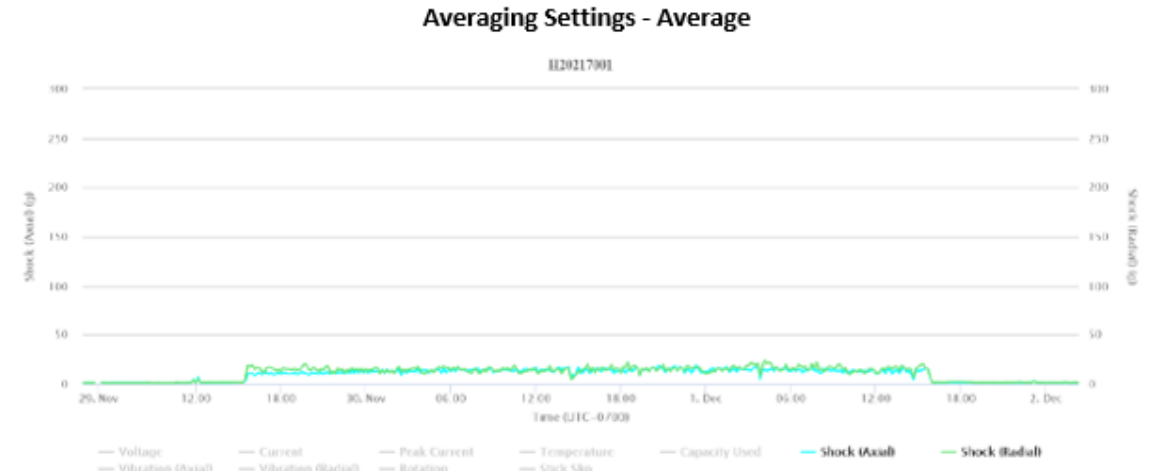
Minimizing the window size now creates a menu button for screens with multiple buttons.

The following examples show the menu button in the Dashboard and Configuration tabs.



Shock Averaging

Averaging for axial shock and radial shock has been changed from average to peak settings to accurately reflect extrema events recorded. The following example shows the graph in “average” averaging settings.



Bugfixes and Tweaks

- Download dialog window download progress fixed from “%” instead of “&”
- Shock events histogram range increased to 200g to include previous points logged outside of initial range
- SiLabs link updated on Help Screen
- EBL version updated to version 6 to include Erasure and Historic events
- LAS export for analysis data added